



DataHaven
The Twenty Fifth Year



Mark Abraham, Executive Director

Email: info@ctdatahaven.org Tel: 203-500-7059 Twitter: [@ctdata](https://twitter.com/ctdata)



- We are a non-profit organization with a 25-year history of public service to Connecticut
- We empower people to create thriving communities by collecting and ensuring access to data on well-being, equity, and quality of life: www.ctdatahaven.org
- Our team provides free technical assistance to over 200 agencies per year on the use of federal, state, and local data
- DataHaven is a formal affiliate of the National Neighborhood Indicators Partnership of the Urban Institute (Washington, DC)



"The Fairfield County Community Wellbeing Index 2016 has helped to **identify and develop priorities for collective action** to build a stronger, healthier, and more equitable Fairfield County."

Juanita T. James
President & CEO
Fairfield County's Community Foundation



"DataHaven and the Institution for Social and Policy Studies share the same DNA; we're proud to support a sibling institution that defines what it means to **deploy social science analysis for the common good.**"

Jacob Hacker, PhD
Institution for Social and Policy Studies
Yale University

Measuring Our Impact

In 2017-19,
DataHaven is collaborating with

149
invested partners

(Invested partners in 2008-10: 25)

"I've had the great pleasure of working with Mark and DataHaven for the last five years—working to prepare our 2016 Valley Community Index and now moving on to the 2019 report. We've had rave reviews because of the work that DataHaven has done with us."

Sharon Closius
President & CEO
Valley Community Foundation



"Having access to DataHaven is invaluable. They provide comprehensive analysis of public and self-collected data, which supports our ability to **make decisions that best serve the community.**"

Merle Berke-Schlessel, Esq.
President & CEO
United Way of Coastal Fairfield County

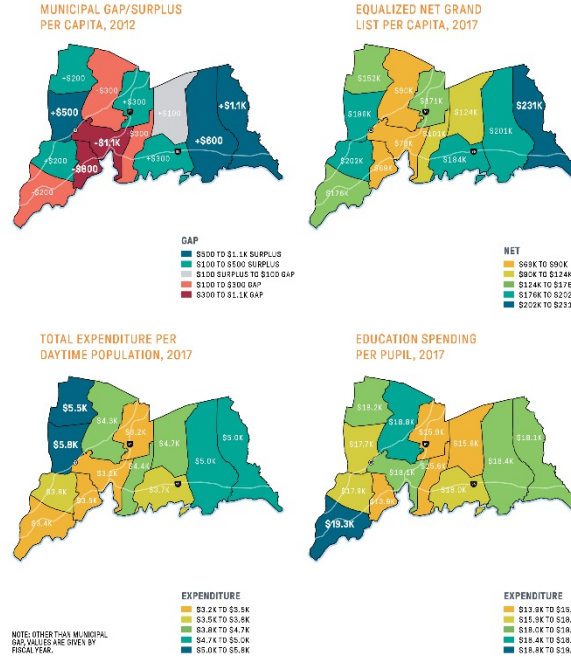


United by Data: Who's Involved?



FIG 4.1

Wealthier towns net more money from property values and spend more money on education



Community Wellbeing Survey and Community Index

- 85 public and private funders
- 25 authors and contributors
- 125 advisory council and research committee members
- 35,000 randomly-selected adults participated in live interviews in 2012, 2015, 2018
- Analysis of raw data from CT Hospital Association including all CT residents served by hospitals and emergency rooms

United by Data: Who's Involved?



Indicators of social progress, economic opportunity, and population well-being in Greater Hartford neighborhoods

A CORE PROGRAM OF

DataHaven

In collaboration with **Hartford Foundation for Public Giving**, and a **Community Health Needs Assessment for Hartford** and other Capitol Region towns and cities served by Saint Francis Hospital, Hartford HealthCare, and Eastern Connecticut Health Network



Thank you to our Major Funders

DataHaven



2018 DataHaven Community Wellbeing Survey Funders

The Greater Hartford Community Wellbeing Index makes extensive use of the DataHaven Community Wellbeing Survey, which completed live, in-depth interviews with 16,043 randomly-selected adults in Connecticut last year, including 3,062 living in all towns in Greater Hartford. In addition to the major funders listed above, supporters of the interviews in Greater Hartford included the Capitol Region Council of Governments (CROGO), Trinity College Center for Urban and Global Studies, Hospital for Special Care, North Central District Health Department, Central Connecticut Health District, Eastern Highlands Health District, and Planned Parenthood of Southern New England, Inc.

Lead Authors

Mark Abraham, Executive Director, DataHaven
Camille Seaberry, Senior Research Associate, DataHaven

Co-Authors

Josephine Ankras, Alexandra Bourdillon, Kelly Davila, Emily Finn, Shaun McGann, and Aparna Nathan, DataHaven
Jessica Clavette, Volunteer, and Brian Slattery, Consultant

Other Contributors

Liany Arroyo, Tung Nguyen, and Jessica Fourquet, City of Hartford Department of Health and Human Services
Steve Balcanoff, Connecticut Children's Medical Center
Gina Federico, North Hartford Triple Aim Collaborative and United Way of Central and Northeastern Connecticut
Scott Gaul, Hartford Foundation for Public Giving
Mary Stuart, Saint Francis Hospital, Trinity Health of New England
Connecticut Hospital Association ChimeData
Don Levy and Meghann Crawford, Siena College Research Institute
John Kudos and Ashley Wu, Kudos Design Collaboratory
Linda F Cantley and Deron Galusha, Yale Occupational and Environmental Medicine Program
Calvin Jahnke, Caleb Kassa, John Park, DataHaven Summer Interns, and Carole Bass, Consultant


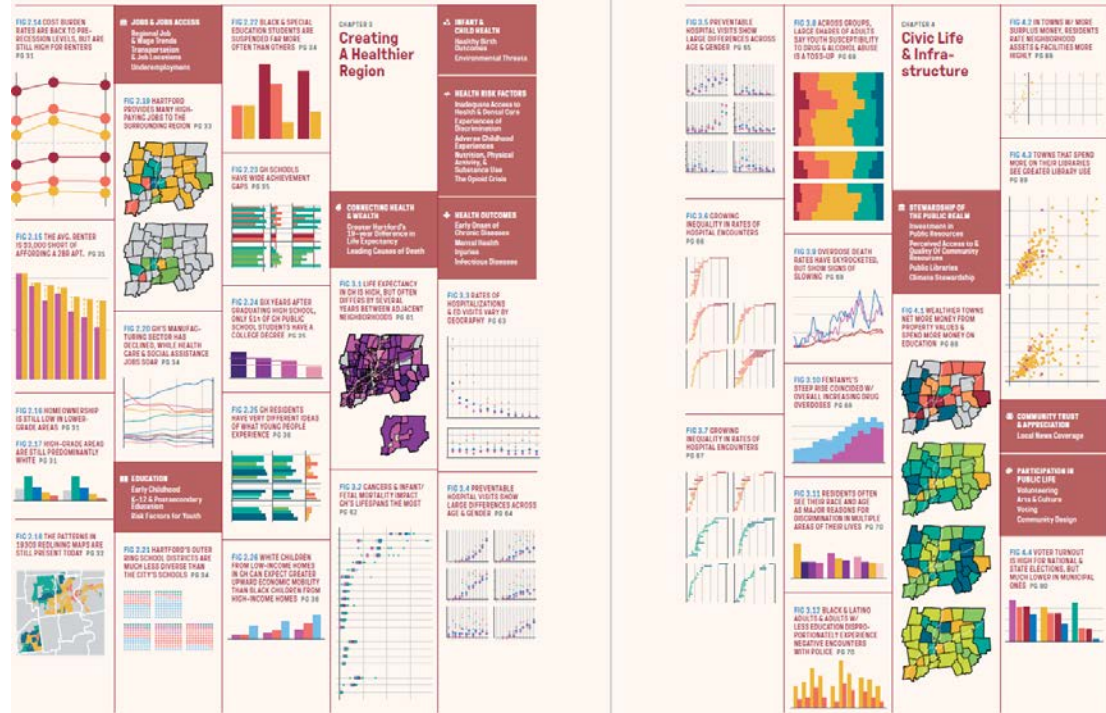


Using the Data

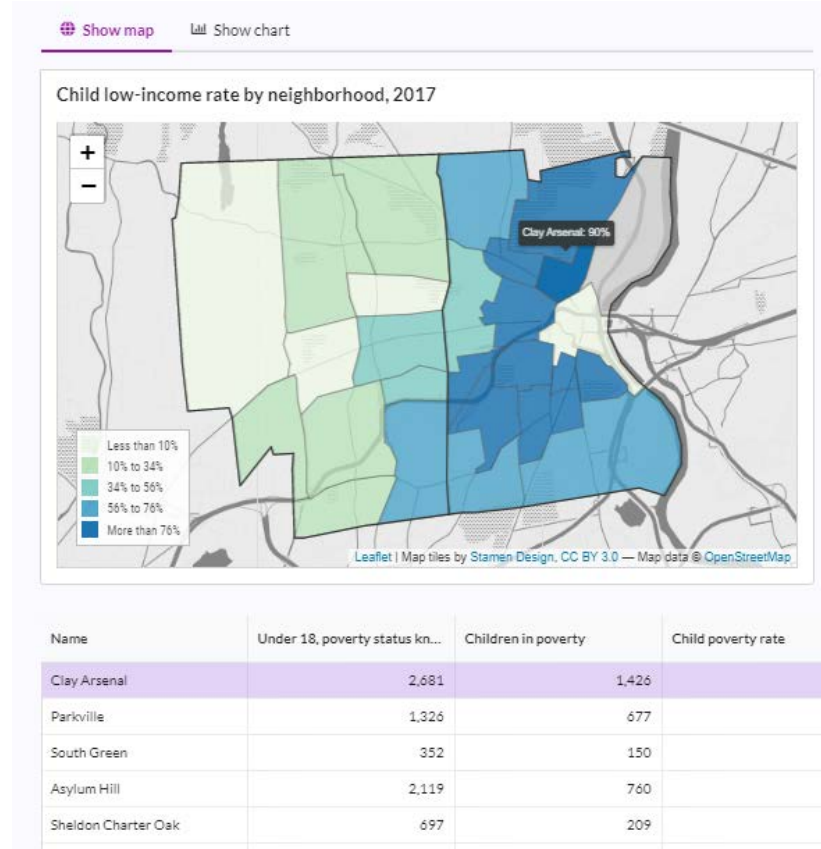
2015 and 2018 survey data are available on DataHaven website and through our Community Wellbeing Index reports:

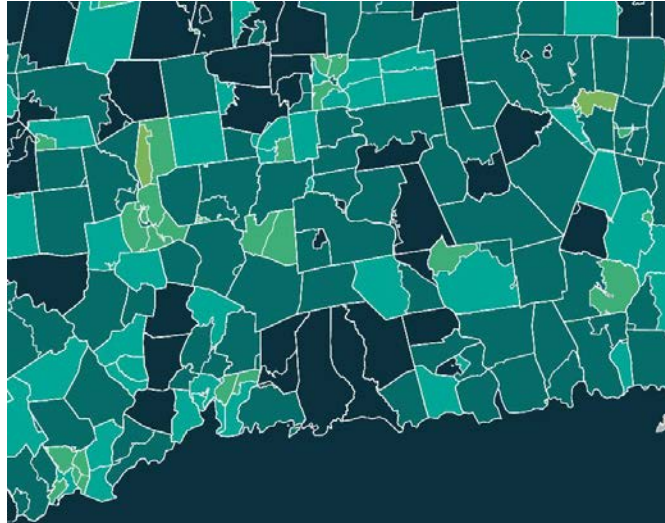
ctdatahaven.org

2019 DataHaven Community Indexes, combining survey data with many local and statewide public data sources, are published with partners in each region




- Statewide [health equity report](#)
- COVID-19 [data analysis](#)
- Resident-led video documentaries
 - ctdatahaven.org/video
- Expanded online data tools
 - ctdatahaven.org/data-dashboard
- New town-specific reports
- Housing assessments
- Language access/translation
- K-12 curriculum materials






Towards Health Equity in Connecticut

The Role of Social Inequality and the Impact of COVID-19

 **The Full Story**
36m · 🌐 👍 Like Page

Join us this evening for a conversation on the current state of household economics. Guests include: Paule Pachter Long Island Cares, Ian Wilder Long Island Housing Services Inc., Camille Seaberry DataHaven, Minerva Perez OLA of Eastern Long Island, and Andy Condon Connecticut Department of Labor. Tune in to WSHU Public Radio Friday at 7 p.m. or <https://bit.ly/330Oqgr>



WSHU.ORG i

Household Economics In The Time Of COVID-19 ✓
New York and Connecticut are moving closer to completely...

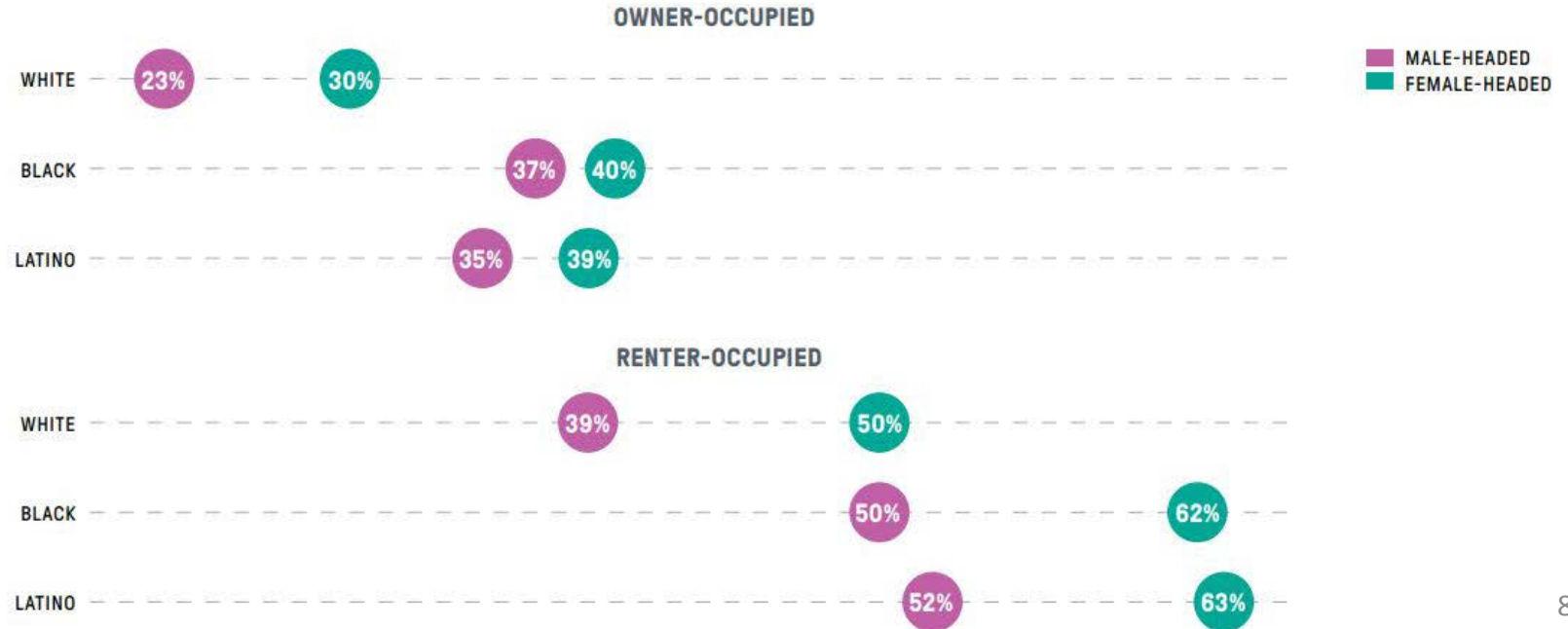
ctdatahaven.org/healthequity



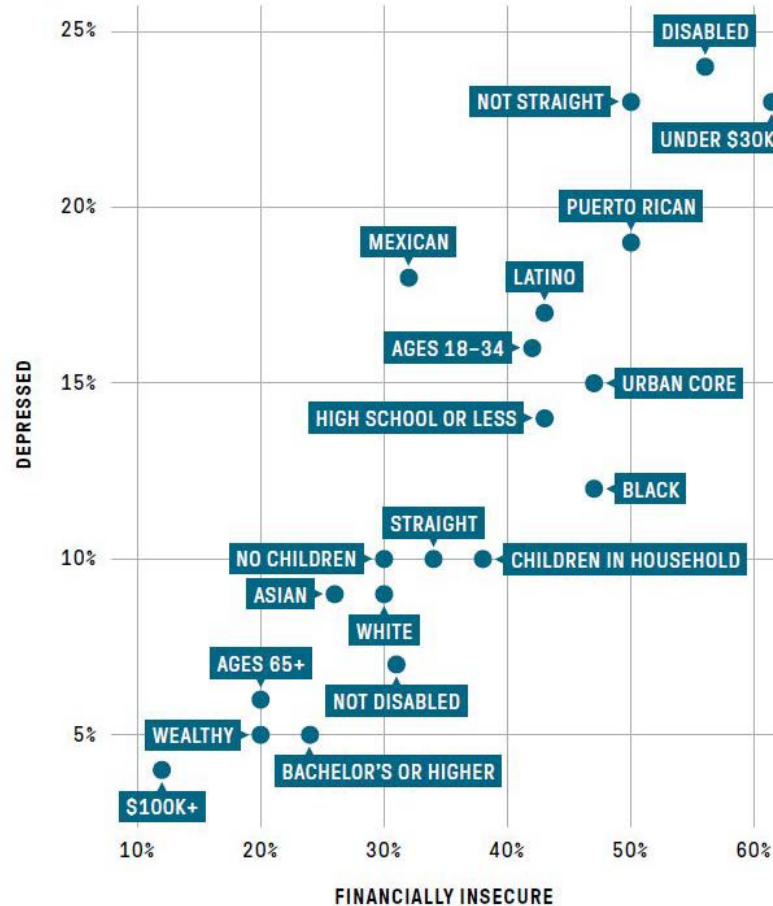
FIG 10

Black and Latino households—especially those headed by women—are more often cost-burdened

SHARE OF COST-BURDENED HOUSEHOLDS BY RACE/ETHNICITY AND GENDER OF HEAD OF HOUSEHOLD, CONNECTICUT, 2018

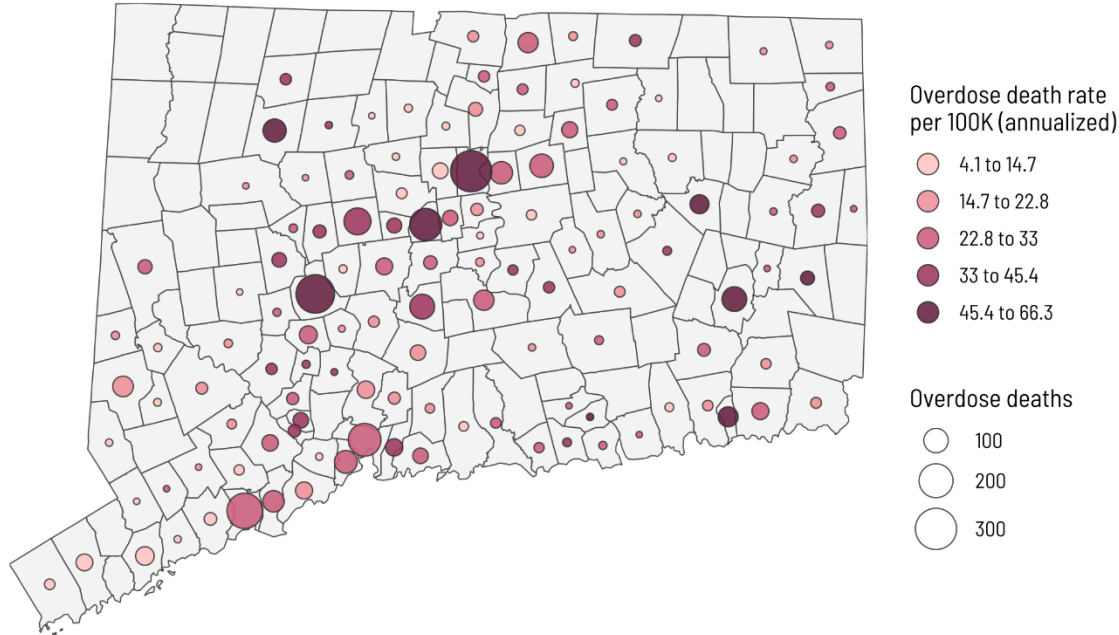


Statewide Health Equity Report



Towns throughout the state see high rates of overdose deaths

Rate and total number of opioid-related deaths by town, 2015–2019



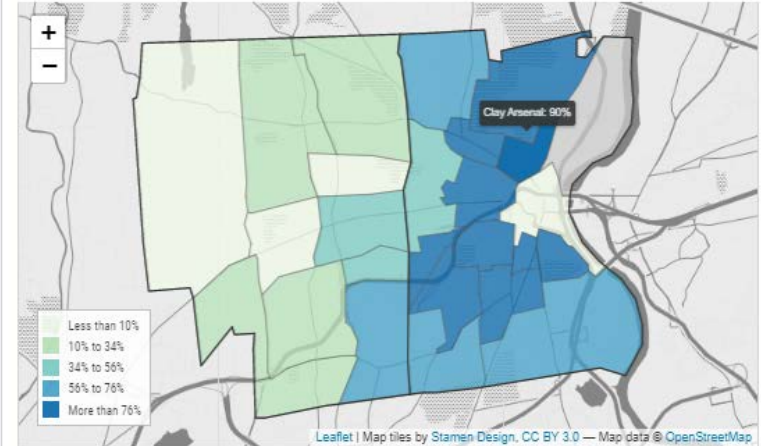
From 2014 to 2019, the mortality rate per 100,000 residents due to opioid overdose

- **Doubled among whites (from 16 to 34)**
- **Tripled among Latinos (from 10 to 30)**
- **Increased six-fold for Blacks (from 5 to 31)**

- Statewide [health equity report](#)
- COVID-19 [data analysis](#)
- Resident-led video documentaries
 - ctdatahaven.org/video
- Expanded online data tools
 - ctdatahaven.org/data-dashboard
- New town-specific reports
- Housing assessments
- Language access/translation
- K-12 curriculum materials

Show map Show chart

Child low-income rate by neighborhood, 2017

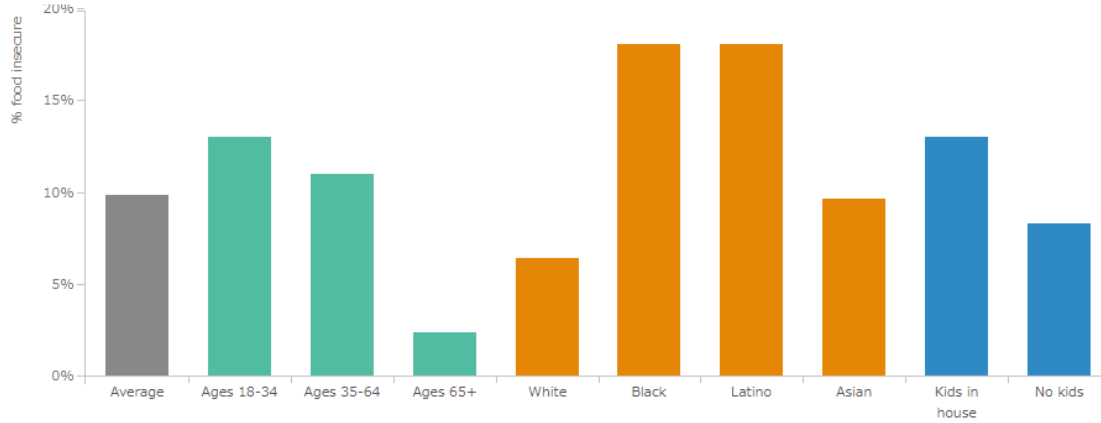


Name	Under 18, poverty status kn...	Children in poverty	Child poverty rate
Clay Arsenal	2,681	1,426	
Parkville	1,326	677	
South Green	352	150	
Asylum Hill	2,119	760	
Sheldon Charter Oak	697	209	

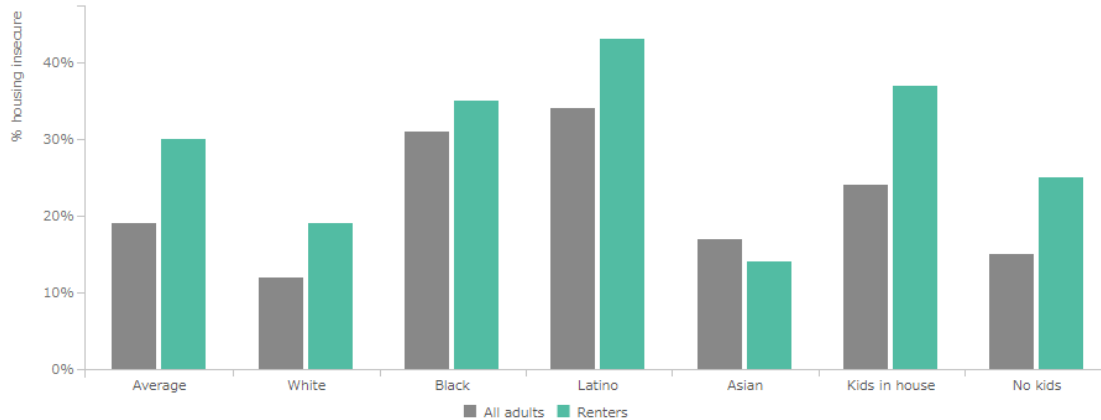
COVID-19 Analysis: Data

<https://www.ctdatahaven.org/reports/covid-19-connecticut-data-analysis>


Adults experiencing food insecurity in past 7 days, 04/23/2020 to 06/30/2020, Connecticut



Adults experiencing housing insecurity, 04/23/2020 to 06/30/2020, Connecticut



COVID-19 Analysis: Videos



Dashboard

Select a chamber

Senate

Select a topic

Health and wellbeing

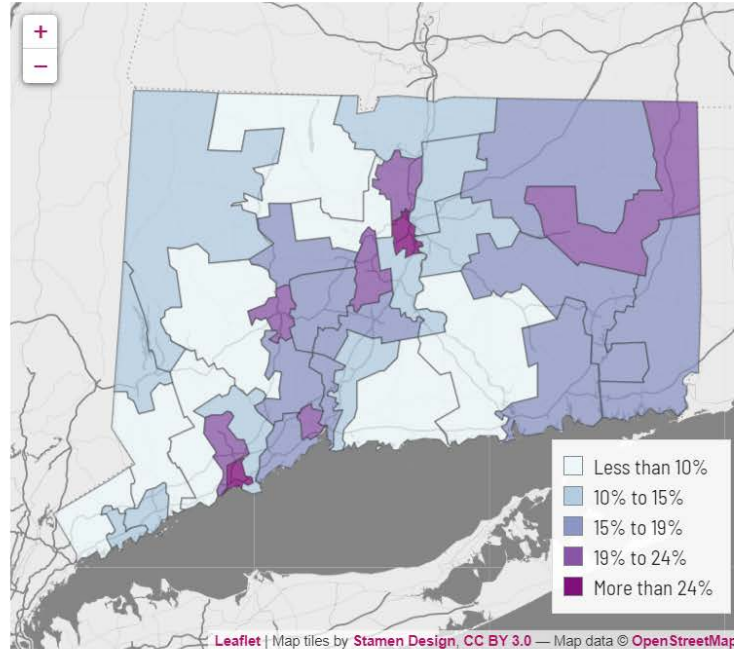
Select an indicator

Food insecurity

Food insecurity by Senate district

[Show map](#) [Show chart](#)

Show town boundaries



Health and wellbeing at a glance, Senate District 1

Sen. John W. Fonfara (D)

[Sponsored bills, current session](#)

[Website](#)

Compare to CT values

Indicator	S1
Very good self-rated health	53%
Smoking	16%
Dental visit in past year	68%
Food insecurity	24%
Diabetes	12%

Includes all or parts of Hartford, Wethersfield



“COVID Response Wave” of DataHaven Survey

DataHaven Community Wellbeing Survey
conducted by the Siena College Research Institute
16,043 randomly-selected adults in CT - MOE +/- 1.0%
March 6 to November 29, 2018

If you lost all your current sources of household income, including your paycheck, public assistance, or other forms of income, about how long do you think you could continue to live as you live today?						
	Total	Wealthy	Suburban	Rural	Urban Periphery	Urban Core
Q46						
Weighted Total:	7265	368	2071	923	2729	1174
Less than a month	20%	9%	16%	20%	20%	30%
At least one month but less than 2	11%	8%	10%	10%	12%	14%
At least 2 months but less than 6	16%	17%	17%	17%	16%	16%
At least 6 months but less than a year	15%	12%	16%	16%	15%	11%
At least a year but less than 2 years	10%	11%	11%	11%	10%	7%
Two years or more	22%	37%	24%	21%	22%	15%
Don't know	4%	3%	4%	4%	4%	4%
Refused	2%	3%	2%	2%	2%	2%



DataHaven

The Twenty Fifth Year



Mark Abraham, Executive Director

Email: info@ctdatahaven.org Tel: 203-500-7059 Twitter: [@ctdata](https://twitter.com/ctdata)